

EG-W3A140-007CU

PRODUCT SPECIFICATION

EVERGLOW

Approved by:

Checked by:

Prepared by:

Part No.	EG-W3A140-007CU	Spec No.	WKF-BA3125	Page	1 of 8
-----------------	-----------------	-----------------	------------	-------------	--------

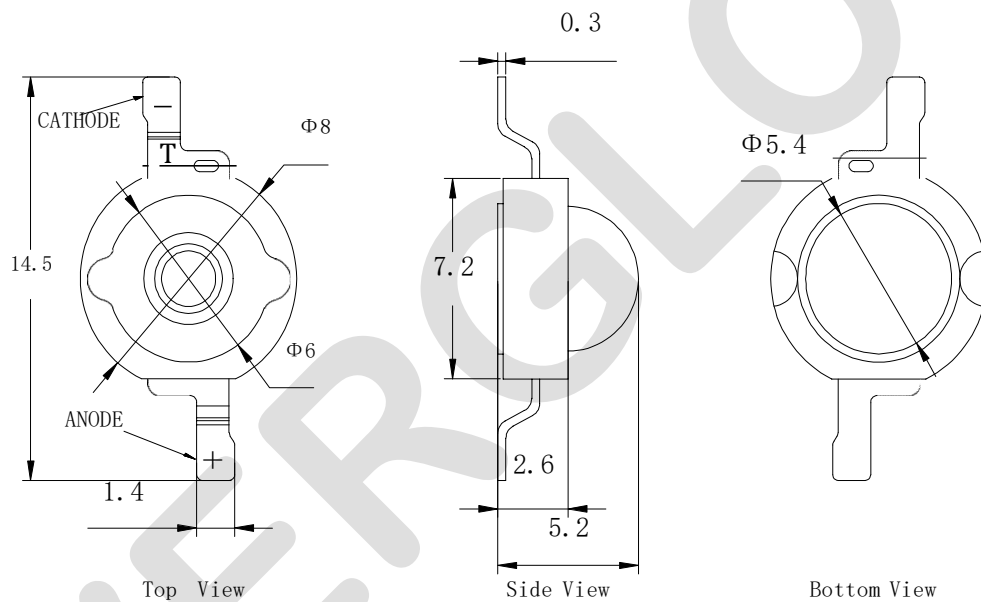
Features:

- ◆ Excellent Transiting Heat from LED Chip Operating under 700mA
- ◆ High Luminous Output
- ◆ No UV

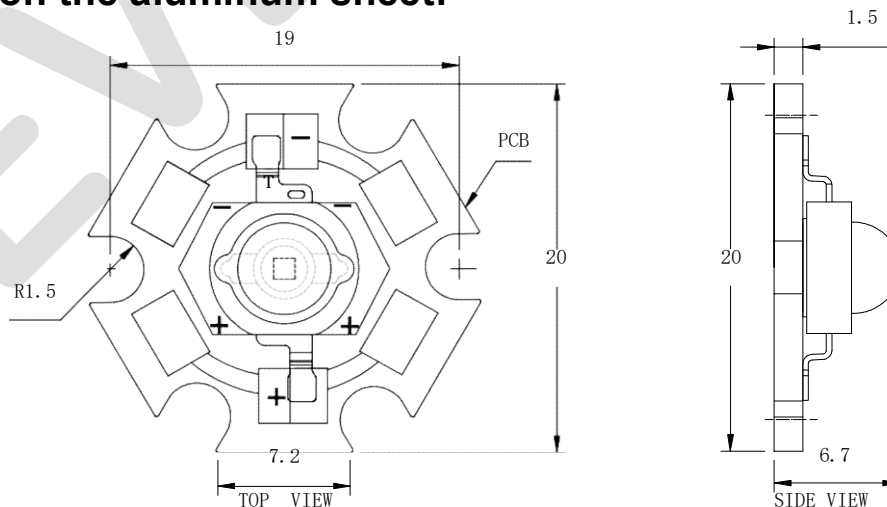
Typical purpose:

- ◆ Portable Flashlight
- ◆ Garden lighting
- ◆ General Lighting

Package Dimensions:



Installs on the aluminum sheet:



Part No.	EG-W3A140-007CU	Spec No.	WKF-BA3125	Page	2 of 8
-----------------	-----------------	-----------------	------------	-------------	--------

Notes:

1. All dimensions are in millimeters (inches).
2. Tolerance is ± 0.25 mm (0.01") unless otherwise noted.

Part NO.	Lens Color	Source Color
EG-W3A140-007CU	Water Clear	White

Absolute Maximum Ratings at Ta=25°C

Parameter	Symbol	MAX.	Unit
LED Junction Temperature	T _j	150	°C
Power Dissipation	P _D	2450	mW
Peak Forward Current (1/10 Duty Cycle, 0.1ms Pulse Width)	I _{FP}	1000	mA
Continuous Forward Current	I _F	700	mA
Reverse Voltage	V _R	5	V
Electrostatic Discharge Threshold (ESD)	ESD	2000	V
Operating Temperature Range	T _{opr}	-40 to +70	°C
Storage Temperature Range	T _{spr}	-40 to +100	
Lead Soldering Temperature	T _{sol}	Hand Soldering: 350°C for 8 sec.	

Notes:

1. Specifications are subject to change without notice.
2. Under the stipulated Characteristics parameters above, the life span of the LED is more than 50,000hours.
3. The data on this specification is for reference only and the actual data is in accordance with the acknowledgment.
4. Precautions for ESD:
 STATIC SHIELD Electricity and surge damages the LED. It is recommended to use a wrist band or anti-electrostatic glove when handling the LED. All devices, equipment and machinery must be properly grounded.

Part No.	EG-W3A140-007CU	Spec No.	WKF-BA3125	Page	3 of 8
-----------------	-----------------	-----------------	------------	-------------	--------

Characteristics at $I_f=700\text{mA}$, $V_r=5\text{V}$ ($T_a=25^\circ\text{C}$):

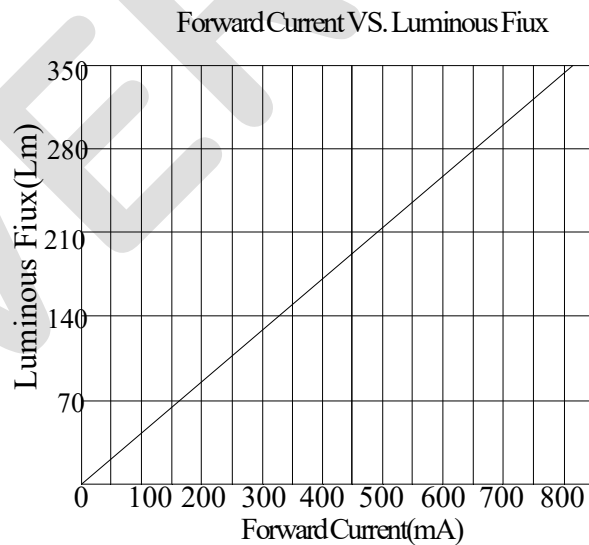
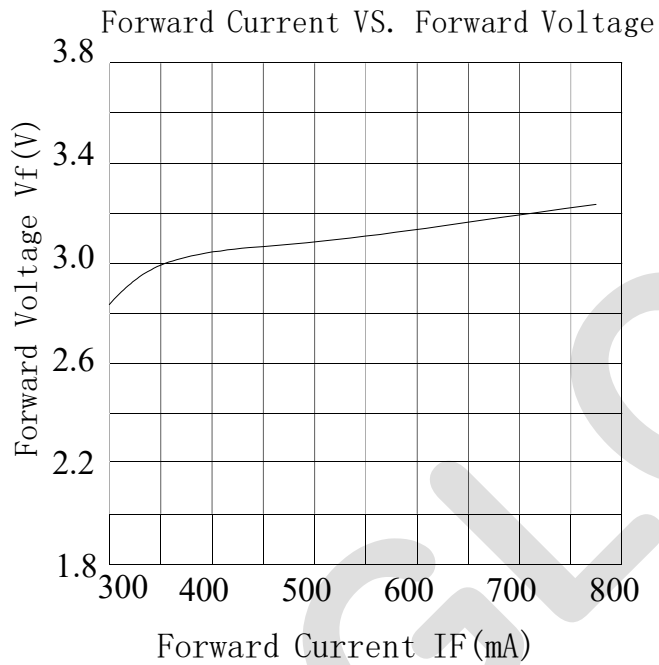
Parameter	Symbol	Values			Units
		Min.	Typ.	Max.	
Luminous Flux	ϕ_v	270	300	—	lm
Viewing Angle at 50 % IV	$2\theta_{1/2}$	—	140	—	Deg
Forward Voltage	V_f	2.9	3.2	3.5	V
Correlated Colour Temperature	CCT	7500	8500	9500	K
Reverse Current	I_R	—	—	10	μA
Thermal Resistance Junction to Case	$R_{\theta_{J-C}}$	—	10	—	K/W
Temperature Coefficient of Forward Voltage	$V\Delta F/T$	—	-2	—	$\text{mV}/^\circ\text{C}$

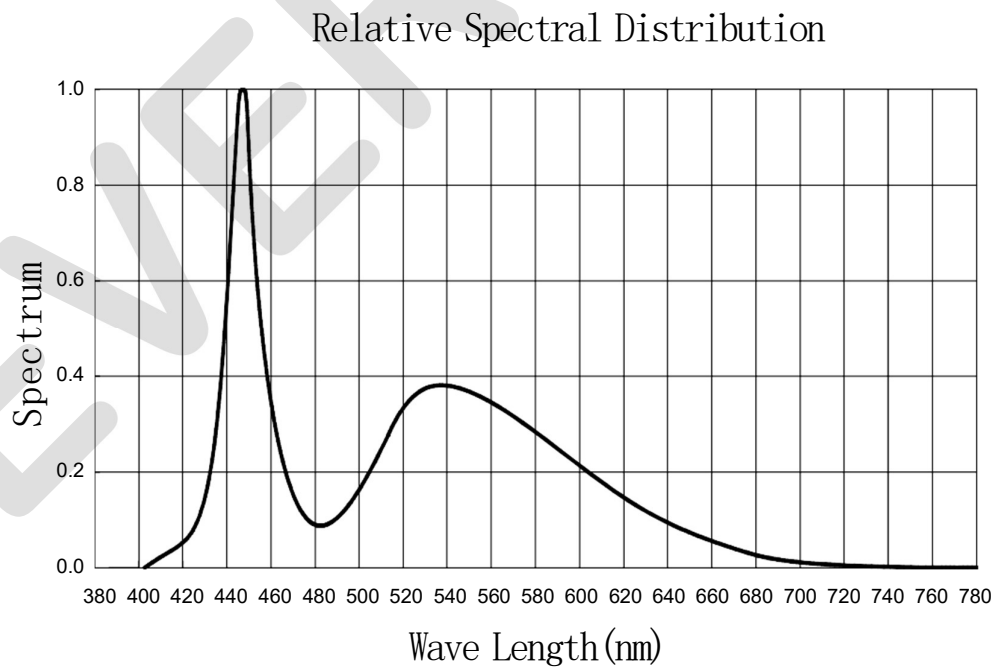
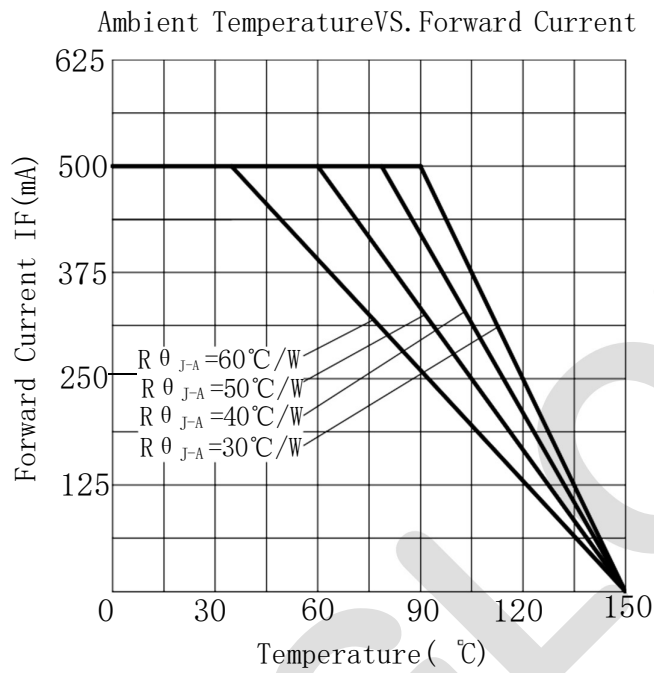
Notes:

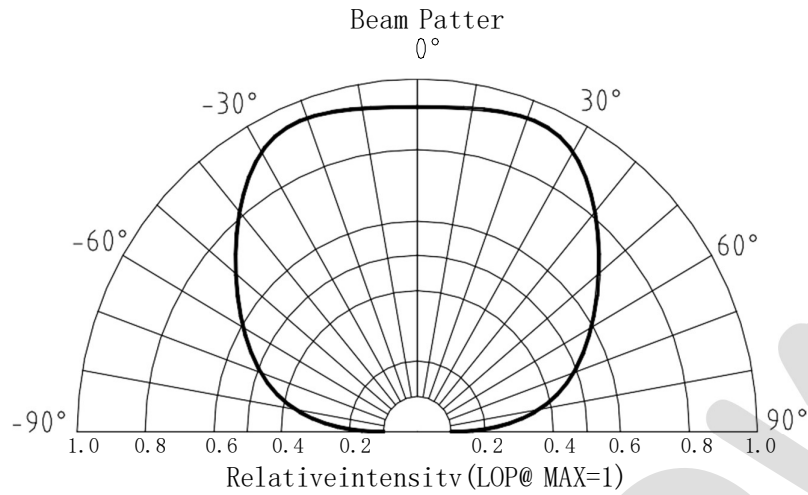
1. Luminous intensity is measured with a light sensor and filter combination that approximates the CIE eye-response curve.
2. $\theta_{1/2}$ is the off-axis angle at which the luminous intensity is half the axial luminous intensity
3. The dominant wavelength (λ_d) is derived from the CIE chromaticity diagram and represents the single wavelength which defines the color of the device.
4. Flux is measured with an accuracy of $\pm 15\%$.
5. Forward voltage is measured with an accuracy of $\pm 0.15\text{V}$.
6. CCT selection acc. to CCT groups and an accuracy of $\pm 300\text{K}$.

Typical Electrical / Optical Characteristics Curves

(25°C Ambient Temperature Unless Otherwise Noted)







Notes:

1. $2\theta_{1/2}$ is the off axis angle from lamp centerline where the luminous intensity is 1/2 of the peak value. 2. View angle tolerance is $\pm 5^\circ$.

PRECAUTION IN USE

Storage

Recommended storage environment

Temperature: 5°C ~ 30°C (41°F ~ 86°F)

Humidity: 60% RH Max.

Soldering

Hand Soldering

Temperature

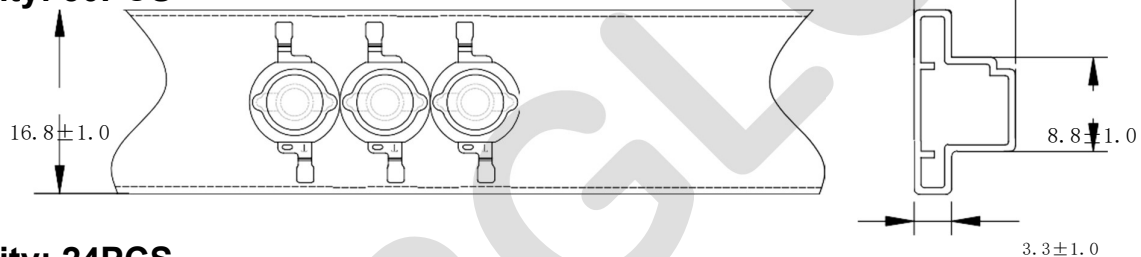
350°C Max.

Soldering time

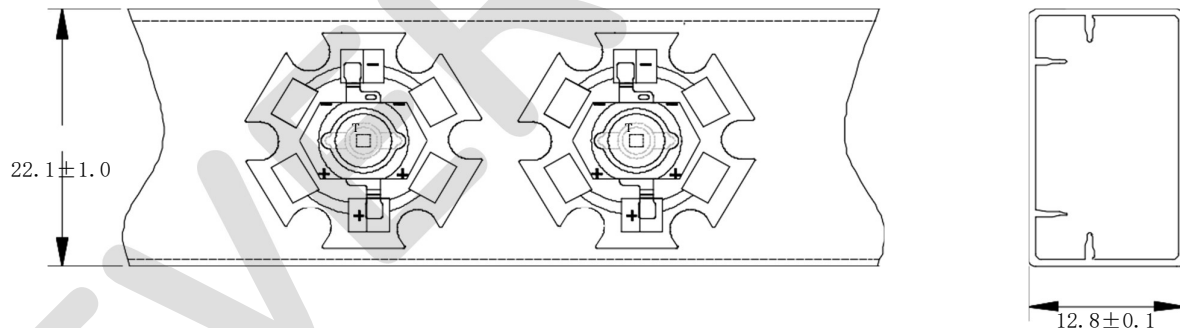
8sec. Max.

Dimensions for Cannulation and Packaging

Quantity: 50PCS



Quantity: 24PCS



Notes:

1. All dimensions are in millimeters (inches).
2. Tolerance is ± 2.0 mm (0.08") unless otherwise noted.
3. Product is packaged with silica gel to protect the light-emitting zone. Please avoid the light-emitting area from being pressed, stressed, rubbed, come into contact with sharp metal part which would damage the product.